

# PCORnet<sup>®</sup> Quarterly Progress Report

Q2-2026



**pcornet**<sup>®</sup>

The National Patient-Centered Clinical Research Network

# Research Powered by PCORnet®: An Established Track Record



**\$1B+**

Research  
Funding



**329**

Funded Studies



**1110**

Publications about  
Research Powered  
by PCORnet®



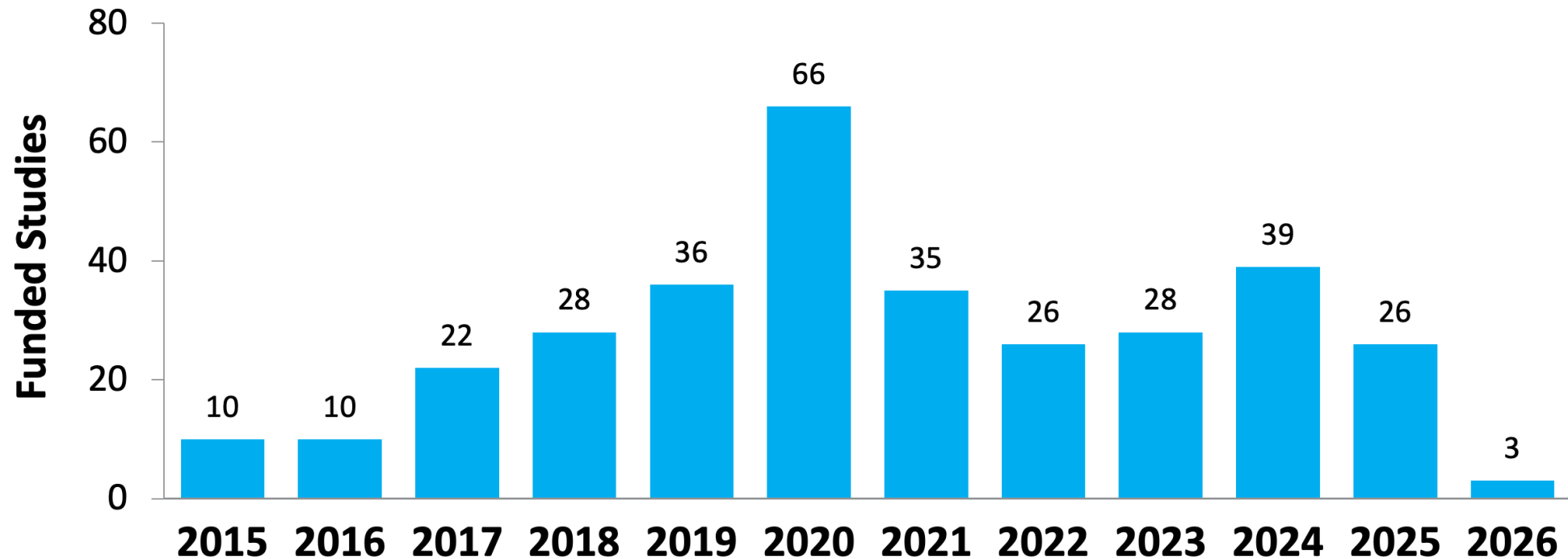
**1956**

PCORnet® Front  
Door Requests

Numbers reflect 2015-2026, except for PCORnet® Front Door requests, which are from November 2018 - April 2026.

# New Studies Funded Using PCORnet®

The PCORnet infrastructure supports a high volume of new studies every year.



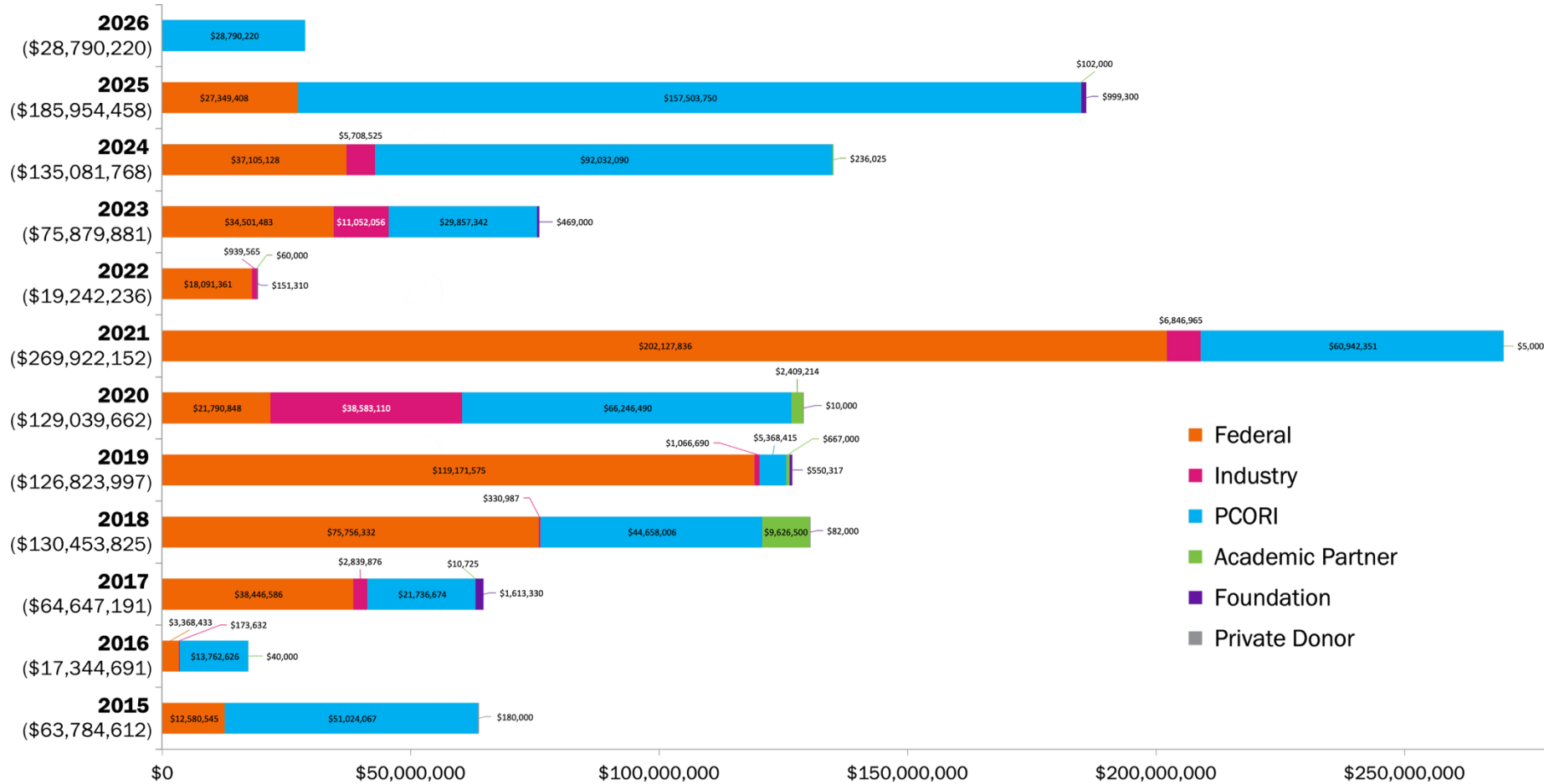
Research studies are attributed to the year they are funded. Funded amount=\$1,246,964,693. N=329

Data is self-reported from PCORnet® Network Partners.

Data as of May 8, 2026

# Funding Research in PCORnet®

PCORI funds many research projects that utilize the PCORnet infrastructure.



Research studies using PCORnet funded amount=\$1,246,964,693. N=329

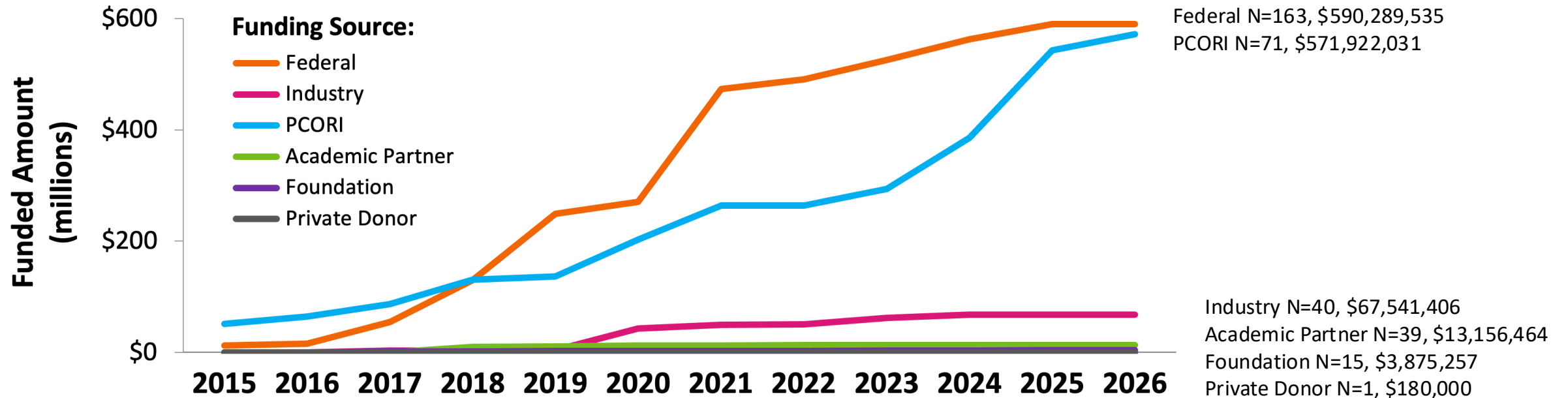
Data is self-reported from PCORnet® Network Partners.

Data as of May 8, 2026



# Multi-Sector Funding for Research Using PCORnet®

The PCORnet infrastructure supports research from a variety of funders including, but not limited, to PCORI.



Research studies using PCORnet funded amount=\$1,246,964,693. N=329

Data is self-reported from PCORnet® Network Partners.

Data as of May 8, 2026

# 1110 Publications About PCORnet®

Publications about the PCORnet infrastructure and research have increased over time.

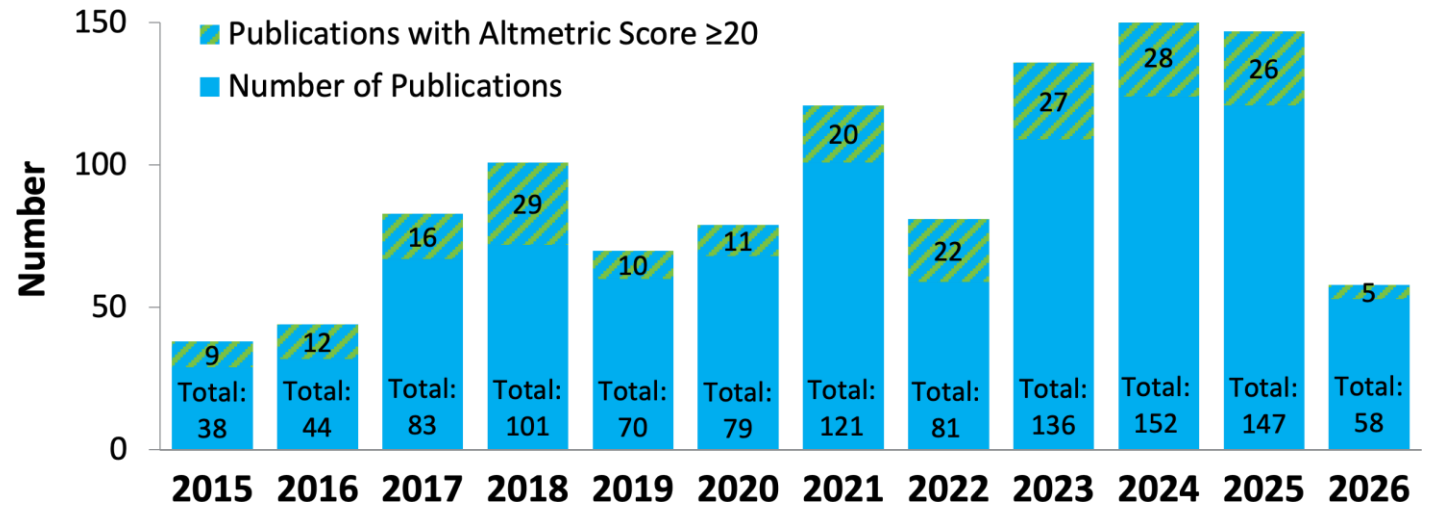
Block JP, Boehmer TK, Forrest CB, et al. Cardiac Complications After SARS-CoV-2 Infection and mRNA COVID-19 Vaccination - PCORnet, United States, January 2021-January 2022. *MMWR Morb Mortal Wkly Rep.* 2022;71(14):517-523. Published 2022 Apr 8. doi:10.15585/mmwr.mm7114e1



Naggie S, Boulware DR, Lindsell CJ, et al. Effect of Higher-Dose Ivermectin for 6 Days vs Placebo on Time to Sustained Recovery in Outpatients With COVID-19: A Randomized Clinical Trial [published correction appears in *JAMA*. 2024 Jun 4;331(21):1867. doi: 10.1001/jama.2024.8712.] [published correction appears in *JAMA*. 2024 Jun 4;331(21):1866-1867. doi:10.1001/jama.2024.8723.]. *JAMA*. 2023;329(11):888-897. doi:10.1001/jama.2023.1650



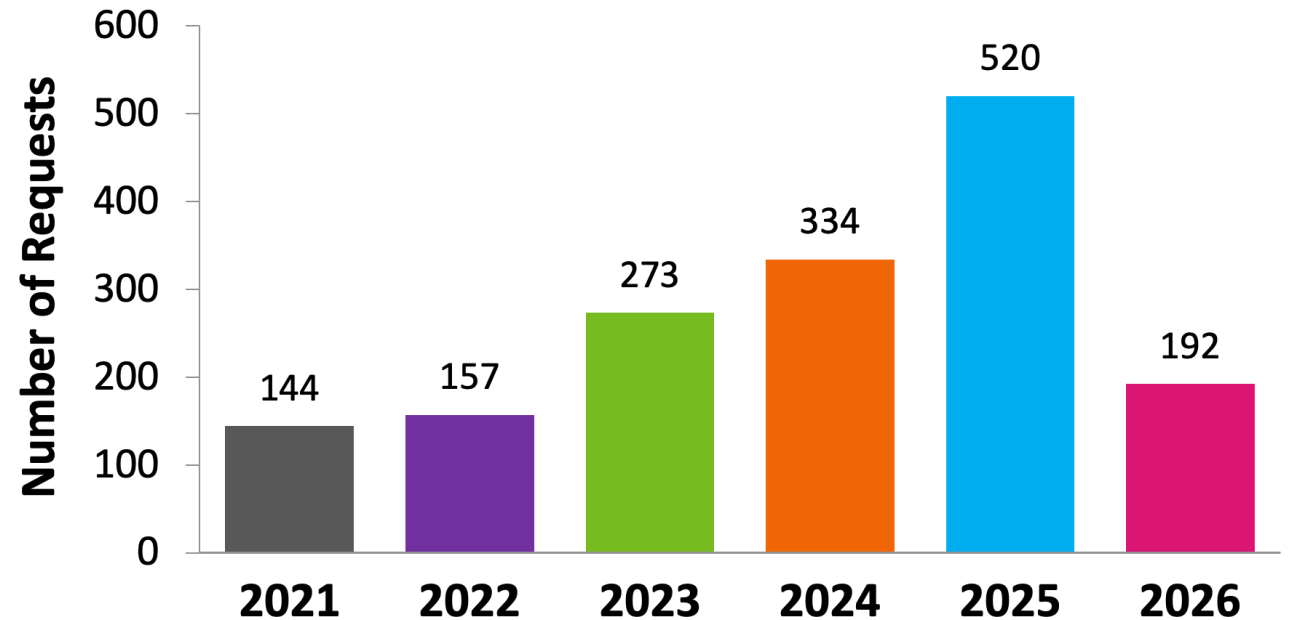
Highest scored publication as of May 8, 2026



Includes PCORnet® Clinical Research Network-reported publications as of May 8, 2026.

# How Many Requestors Visit the PCORnet® Front Door?

- The PCORnet® Front Door is the access point for requestors who are interested in leveraging PCORnet resources.
- Most requestors come to the PCORnet® Front Door for consultations and Network Collaborator Requests.
- An intake team educates requestors on resources, advises on research designs, and shares new study opportunities with investigators across PCORnet.



Total number of requestors from January 1, 2021 to April 30, 2026. N=1620

Requests are attributed to the month they are received. Visitors request: Data Network Requests, Network Collaborator Requests, consultations.

Data as of April 30, 2026

# Research Using PCORnet®

A Vetted National Resource to Deliver Fast, Trustworthy Answers That Advance Health Outcomes



**\$1B+**

Research Funding



**329**

Funded Studies



**66**

PCORnet® Studies



**1110**

Publications about Research Powered by PCORnet®



**1956**

PCORnet® Front Door Requests

Numbers reflect 2015-2026, except for PCORnet® Front Door requests, which are from November 2018 - April 2026.

# What is a PCORnet® Study?

PCORnet® Studies represent a deep level of partnership to advance patient-centered comparative clinical effectiveness research and other national-scale research.

## PCORnet® Studies are committed to:

1. Collaborating with two or more PCORnet® Clinical Research Networks (CRNs)
2. Ensuring participants and patients are engaged throughout the project lifecycle
3. Broadly disseminating findings and returning study results to participants
4. Sharing study progress, performance metrics, and best practices with the network regularly
5. Leveraging the PCORnet® Common Data Model as appropriate
6. Research powered by PCORnet® includes PCORnet® Studies and other research conducted using PCORnet data resources



66

PCORnet® Studies



\$760M

PCORnet® Study  
Funding

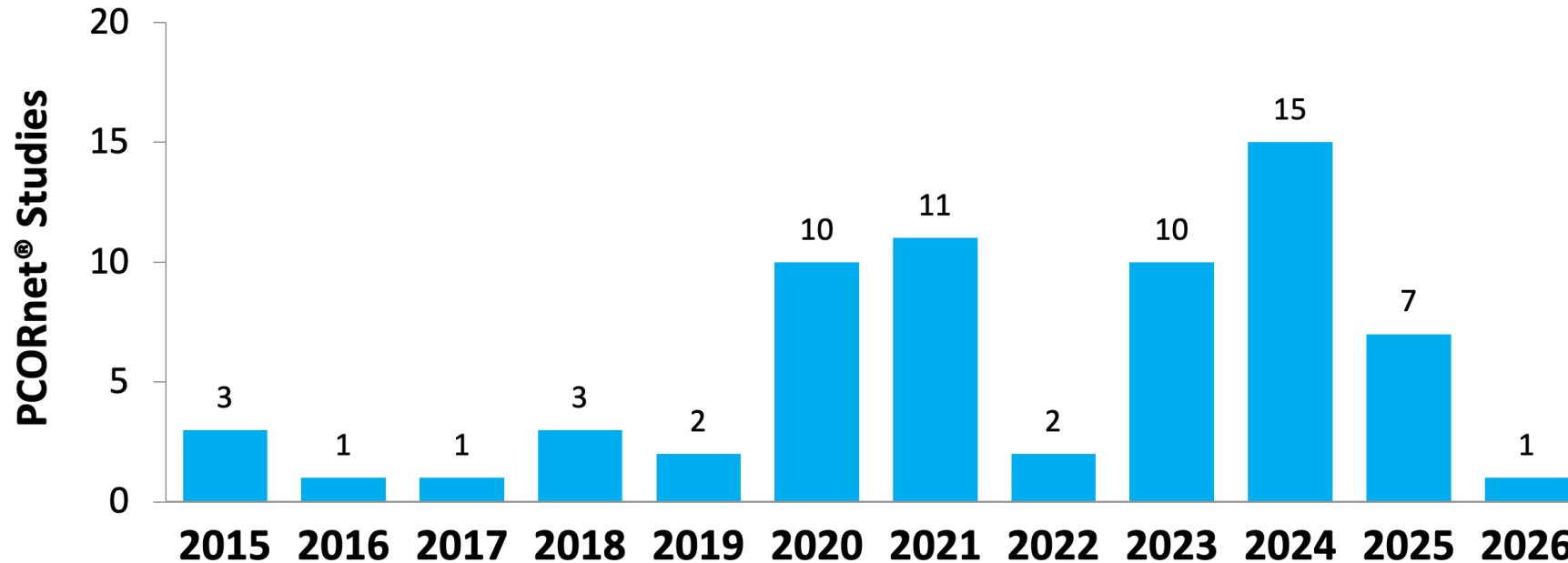


206+

PCORnet® Study  
Publications

# What is the Number of PCORnet® Studies?

PCORnet® Studies are national-scale studies that use multiple aspects of the PCORnet infrastructure and commit to sharing lessons learned within the network.



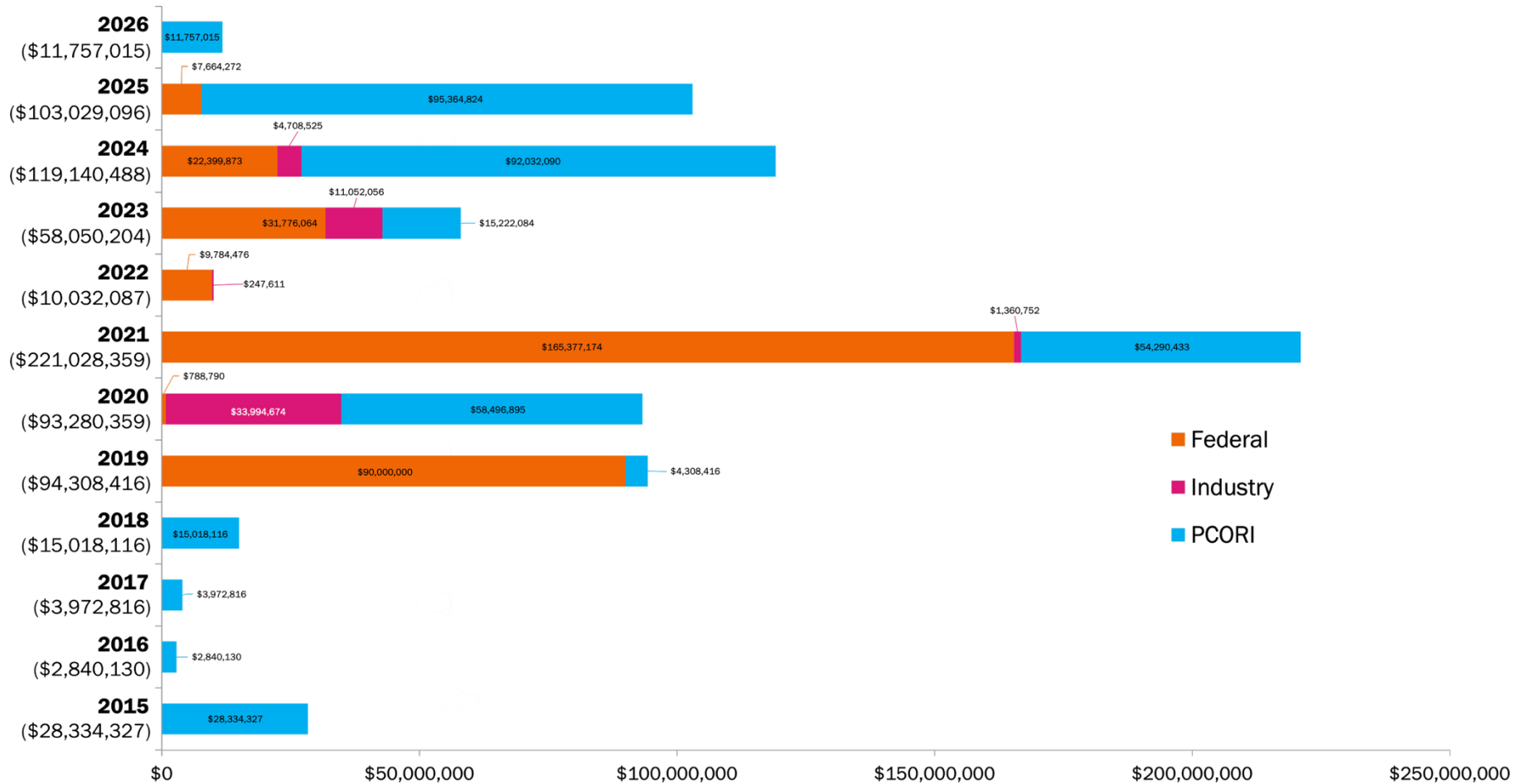
PCORnet® Studies are attributed to the year they are funded.

Funded amount=\$760,791,413. N=66

Data as of May 5, 2026

# Funding Research in PCORnet® Studies

PCORI funds many research projects that utilize the PCORnet infrastructure.

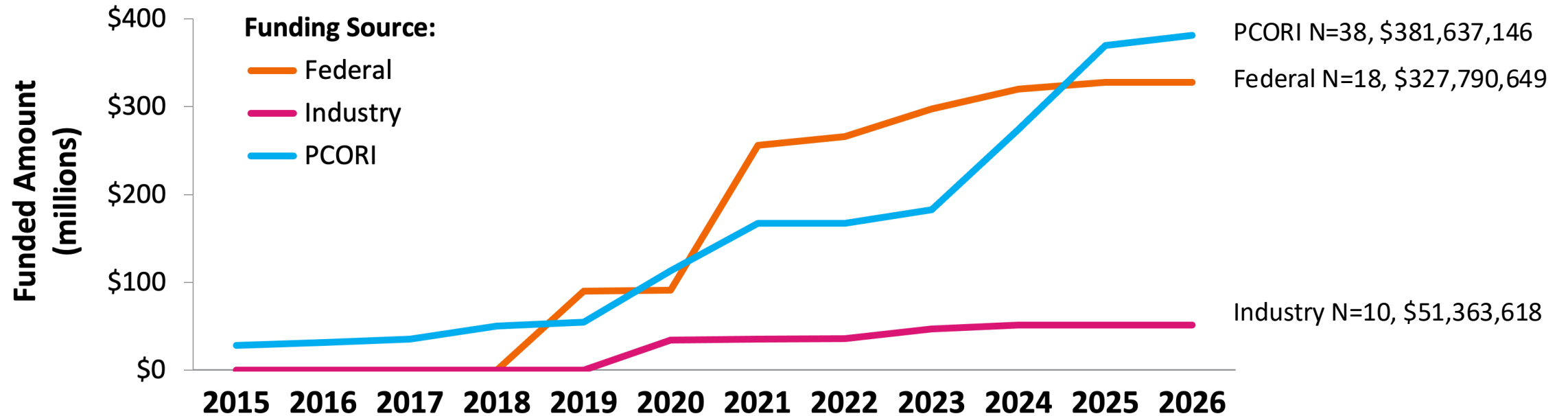


PCORnet® Studies are attributed to the year they are funded.  
Continued investment in PCORnet® Studies funded amount=\$760,791,413. N=66

Data as of May 5, 2026

# Cumulative Funding Amount per Funder for PCORnet® Studies 2015-2026

Continued investment in PCORnet® Studies highlights the value of this research.



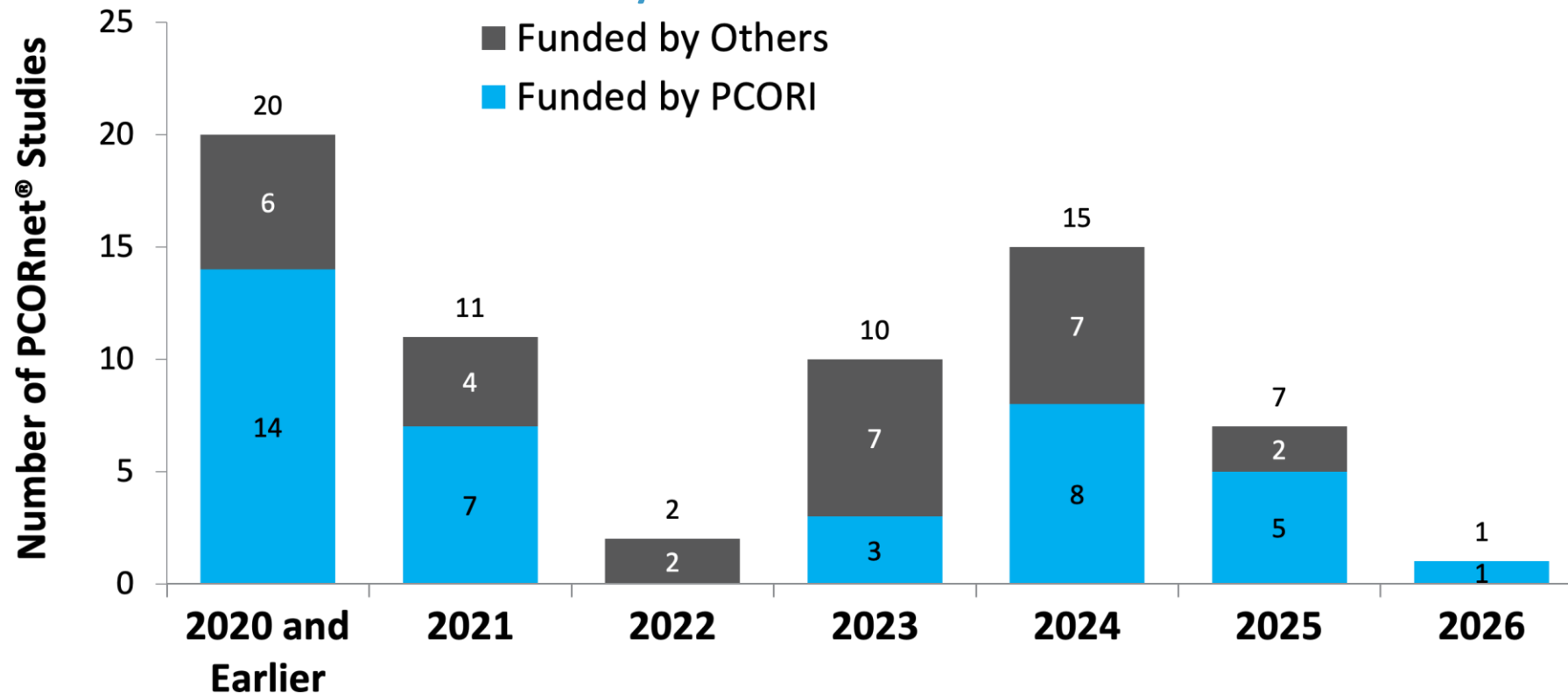
PCORnet® Studies are attributed to the year they are funded.

Continued investment in PCORnet® Studies funded amount=\$760,791,413. N=66

Data as of May 5, 2026

# A Closer Look at PCORnet® Studies

## 66 PCORnet® Studies Funded by PCORI and Others



PCORnet® Studies meet the criteria of leveraging the national scope and PCORnet resources, meaningfully engage stakeholders and regularly report performance metrics and best practices.

Data as of May 5, 2026

# Therapeutic Areas Researched in PCORnet® Studies



# 206 Publications About PCORnet® Studies

- PCORnet® Study publications about the PCORnet infrastructure and research have increased over time.
- More than one-third of publications on PCORnet® Studies have an Altmetric score  $\geq 20$ .

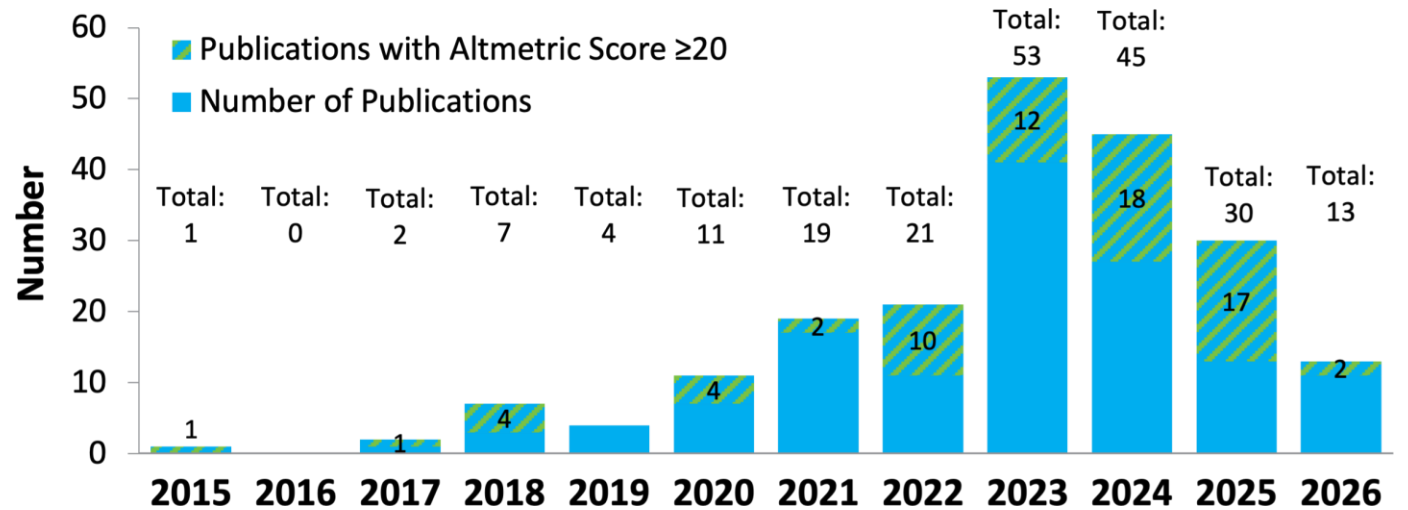
Block JP, Boehmer TK, Forrest CB, et al. Cardiac Complications After SARS-CoV-2 Infection and mRNA COVID-19 Vaccination - PCORnet, United States, January 2021-January 2022. *MMWR Morb Mortal Wkly Rep.* 2022;71(14):517-523. Published 2022 Apr 8. doi:10.15585/mmwr.mm7114e1



Naggie S, Boulware DR, Lindsell CJ, et al. Effect of Higher-Dose Ivermectin for 6 Days vs Placebo on Time to Sustained Recovery in Outpatients With COVID-19: A Randomized Clinical Trial [published correction appears in JAMA. 2024 Jun 4;331(21):1867. doi: 10.1001/jama.2024.8712.] [published correction appears in JAMA. 2024 Jun 4;331(21):1866-1867. doi:10.1001/jama.2024.8723.]. *JAMA.* 2023;329(11):888-897. doi:10.1001/jama.2023.1650



Highest scored PCORnet® Study publication as of May 8, 2026



Data as of May 8, 2026